

Hello Little Fox 😊

I hope you are still having lots of fun at home with your families.

Mrs Everett and I are both really missing you!!

Here are some activities you could try at home in the next 2 weeks.

Stay safe!

xx

Reading/ phonics ideas:

- 10 minutes reading a book (take it in turns to read a page each)
- Complete one of the phonics activities in this pack
- Play 'teachers' and teach your family the sounds on your sound mat
- Watch 'Mr Thorne does phonics' on youtube- he has a video for each sound
<https://www.youtube.com/watch?v=8v7Yl4phJcQ>
- Play phase 2/3 games on 'Phonics Play'- <https://www.phonicsplay.co.uk/>
- Be a detective and search for a new sound each day around your house, in your books, on signs outside and on the TV.

Maths ideas:

-Watch a Numberblocks episode each day:

<https://www.bbc.co.uk/iplayer/episodes/b08bzfnh/numberblocks>

-Discuss the number from the video. What do you notice about the number? Can you write the number? What is one more/one less than the number?

-Play maths games on: <https://www.ictgames.com/mobilePage/index.html>


-Complete one of the maths activities in this pack

igh fly high

oa goat in a boat

igh and oa words

Can you match the words to the pictures? Write the answers in the boxes below.



night

goat


light

sight

boat

soap

Phase 3 Pictures and Captions Matching Worksheet



Fish and chips
on a dish.



The light of a torch.



Tools in the shed.



Looking at books.



Digging in the soil.

er better letter

Phase 3 Real and Nonsense Words - er

Can you spot which words are real and which are nonsense below?

Real Words

☐

Nonsense Words


☐

hammer	lupper	farmer	letter
tinger	yurger	goiler	shufer
rocker	ladder	supper	summer
dinner	butter	vither	turner
boxer	better	banner	jarker


How to be a phoneme spotter.....

1. Ask a grown up to read through the story below. Listen carefully for the 'th' sound
2. Have a go at reading it with some help this time
3. Go through the story and colour in every word with a 'th' sound in


Beth and Cath



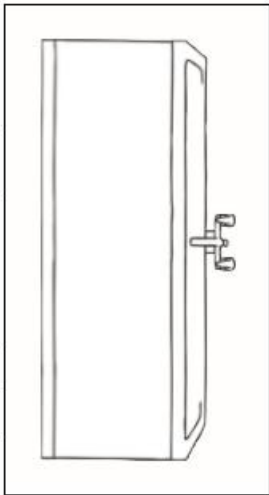
Beth has a mum and a dad.
Her mum is Thelma and her
dad is Seth.



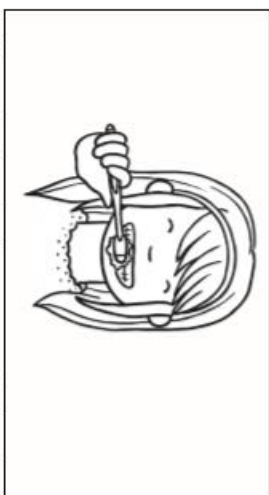
Beth is three and she has fun. She
has fun in her bedroom with her
things. Her best thing is a doll.
Cath is the doll.



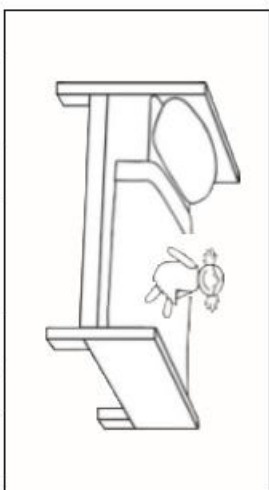
She has thick hair and it is soft.



At night, she gets in the bath.



After the bath, her mum helps her
to brush her teeth.



Then, she sleeps in her bed with
her doll, Cath.

Real or Nonsense?

1. Draw or make a treasure chest and a rubbish bin
2. Cut out the words in the table below
3. Pick a word and read it carefully
4. If it is a real word put it in the treasure chest. If the word is nonsense put it in your dustbin
5. Once you have used up all the words you could make some of your own up!

brown	meef	clown
chowp	deep	teej
down	town	geef
zowd	sheep	frown

Tricky words

1. Watch the tricky word video on youtube
2. <https://www.youtube.com/watch?v=R087lYrRpgY>
3. Write down the words you remember seeing on the video
4. See how many times you can write the tricky words below in a minute- get a grown up to time you!

he

she

we

me

be

you

all

are

her


was

they

my

CVCC Worksheet - Circle That Word!

Circle the word that matches the picture!



nest

best

pest

vest



tond

fond

bond

pond




pump

lump

jump

bump



Instructions

1. Roll the dice.
2. Sound out to blend the word you land on.
3. Who will finish first?

Combining 2 groups

Finger gym

Provide a coat hanger and a basket of up to 10 pegs.

Ask the children to put the pegs onto the hanger and to explore how their number can be partitioned in different ways and recombined to see how many altogether.



di

A

**Enhancements
to areas of
learning**

1. Collect a coat hanger and a basket of pegs
2. First count 10 pegs on to the hanger counting forwards to 10.
3. Take 1 peg off at a time and count backwards from 10.
4. Have a go at exploring the addition sums below using the pegs. Place one value on the left of the hanger and the other value on the right. Slide both values to the left as you add them all up to find the total.
5. See if you can work out the answers to the sums below
6. You might like to write out your own sums for somebody in your family to try and work out using the pegs 😊

$$3+4=$$

$$5+4=$$

$$2+8=$$

$$1+6=$$

If you have extra pegs try these sums below:

$$10+3=$$

$$7+5=$$

$$8+4=$$

$$11+4=$$

$$13+2=$$

This time try using the pegs to take away an amount:

Remember, when we take away the number always gets SMALLER!

$$5-1=$$

$$5-3=$$

$$7-4=$$































$$10-5=$$

$$4-3=$$

Have a look at these repeating patterns!

Repeat This Pattern

Can you finish the patterns?

Can you make your own repeating pattern?

- You could go outside and collect sticks, stones and leaves.
- You could use different shapes or colours to make your pattern
- You might like to try and make patterns using instruments or by clapping.

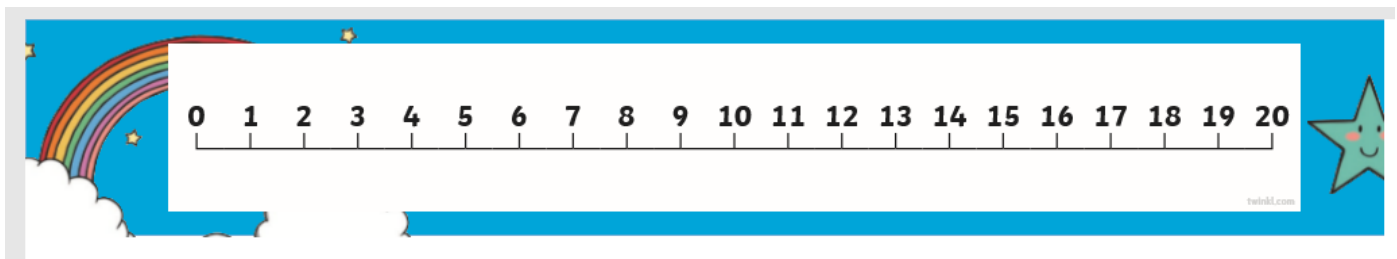
Can you make your own patterns?

Counting to 20

Watch the Numberblocks video below

<https://www.bbc.co.uk/iplayer/episode/m0006s5q/numberblocks-series-4-14-i-can-count-to-twenty>

- Count forwards to 20
- Count to 20 in a whisper voice
- Count to 20 in a BIG GIANT voice



On the number line point to:

- 13
- 17
- The number that is one more than 11
- The number that is one more than 18
- The number that is one less than 15
- The number that is one less than 20

*Count 20 toys in your house (put them in a group)


*Count out 20 socks (make a pile)

*Count 20 items of food (make a group)

Does 20 always look the same?

*Practice copying the numbers to 20 with a writing pencil

Doubling




Watch the Numberblocks 'Double Trouble' episode:

<https://www.bbc.co.uk/iplayer/episode/b08q4jkq/numberblocks-series-2-double-trouble>

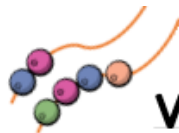

*Collect 2 objects and now double it

Double 2 is



*Go outside and find 3 leaves or stones. Now double 3 (find 3 again)

Double 3 is




Various areas


Make towers or rows using the blocks and ask the children to build towers that are double the height or double the length. Can they thread double the number of beads?
Can they find a container which holds double the amount of water or sand?




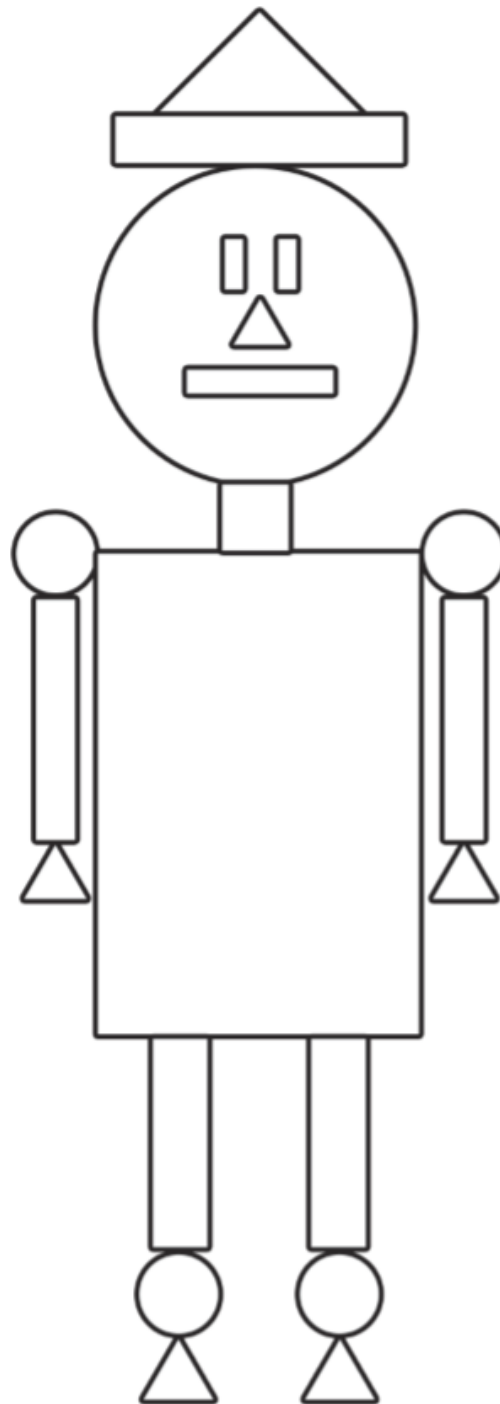
Can you colour the shapes to complete the picture?

Key:

 = red

 = blue

 = yellow



Go on a shape hunt around your house and count how many shapes you can see:

 -

 -

 -

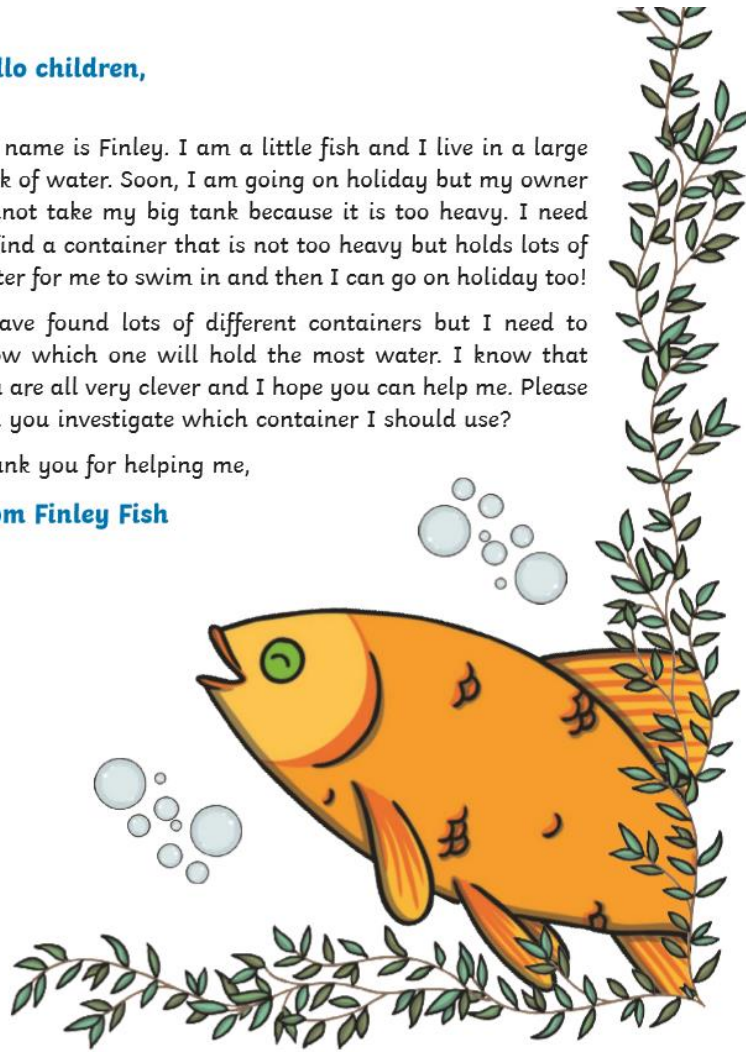
Hello children,

My name is Finley. I am a little fish and I live in a large tank of water. Soon, I am going on holiday but my owner cannot take my big tank because it is too heavy. I need to find a container that is not too heavy but holds lots of water for me to swim in and then I can go on holiday too!

I have found lots of different containers but I need to know which one will hold the most water. I know that you are all very clever and I hope you can help me. Please can you investigate which container I should use?

Thank you for helping me,

From Finley Fish










Can you help Finley?

1. Gather lots of different containers in your house (cups, jugs, buckets, bowls, saucepans, empty tins, lunchboxes)
2. Fill a large tub/bath/ washing up bowl with water
3. Experiment! Fill the different containers up with water and see which one holds the most
4. You could line up the containers from least amount to most amount of water

One More, One Less


Number Writing Sheet

Write the numbers that come before and after.



Goldilocks and The Three Bears

1. Read the story or watch this short video of Goldilocks and The Three Bears
<https://www.youtube.com/watch?v=OoUP2PFfeOi8>
2. Cut out the pictures below
3. Put them into the correct order to re-tell the story
4. You could have a go at writing what is happening next to each picture



Goldilocks made the Three Bears feel sad 😞 She ate their porridge, broke their chairs and slept in their beds whilst they were out.

Can you pretend that you are Goldilocks and make a card to say sorry to the Three Bears?

To.....

.....

.....

.....

.....

Love from

Goldilocks challenges!



Go around the house and collect objects. Can you sort them into things that are hard and things that are soft?



Have a go at making your own story puppets to re-tell the story of Goldilocks and the Three Bears.



Using recycled materials can you make a bed that is perfect for Goldilocks?



Can you write your own perfect recipe for porridge?

A large, rounded rectangular box with a black border, containing five horizontal dotted lines for writing a recipe.

Can you label this picture of the bear?

