

Foxes Home Learning 4th-15th May 2020

For the next two weeks our new topic will be **The Gruffalo** by Julia Donaldson (my favourite author).

Please continue to work in a way that suits you and your family during this busy time. There is no wrong or right answer and I am extremely grateful for all of the support you are putting in at home. Happiness, healthiness and love always comes first!

Miss Kibble xx

Reading and phonics:

- If you are keen to continue with daily reading at home, the Oxford Owl Reading website have an amazing online library full of E-Books

<https://home.oxfordowl.co.uk/books/free-ebooks/>

1. Follow the link above
2. Register for a free account
3. Once you have an account- click 'browse e-book library'
4. You can filter the results by age and level.
5. Select level- then select 'Letters and Sounds Phase-Phase 3'
6. Choose any of the books that appear on the screen for your Fox to read :)

To support your child with phonics at home there are useful videos modelling the correct pronunciation of sounds on :

<https://home.oxfordowl.co.uk/reading/learn-to-read-phonics/>

'ear' listen with your ear

- Watch Geraldine the Giraffe learn the 'ear' sound
<https://www.youtube.com/watch?v=EneZ1UubxSA>
- Have a think of anymore words you can think of with the 'ear' sound in

1. Trace over 'ear'.

ear ear ear ear ear
ear ear ear ear ear

2. Just add 'ear'.

g---

f---

h---

b---d

y---

3. Write the correct 'ear' words under the pictures.













'air' that's not fair (hands on hips)

- Watch Mr Thorne does phonics
<https://www.youtube.com/watch?v=T3rWZYN5jno>
- Pause the video to see if you can read the 'air' words
- You could write the words and draw the sound buttons under the sounds

Can you spot which words are real and which are nonsense below?

Fill in your key with a different colour for real words and nonsense words and then colour in the correct boxes below.

Real Words

☐

Nonsense Words

☐

air	chair	thair	trair
mairs	fair	zair	lair
thairn	kairsh	hair	shairm
vairs	pair	jair	nairs
flair	stairs	sair	repair

'ure' sure it is pure

- Watch as Geraldine the Giraffe finds out about the new trigraph
<https://www.youtube.com/watch?v=YwCzf71f1BA>

1. Trace over 'ure'.

ure ure ure ure ure
ure ure ure ure ure

2. Just add 'ure'.

c___

sec___

p___

inj___

pict___

capt___

3. Write the correct 'ure' words under the pictures.



Can you practice the 3 new trigraphs?

ear/air/ure

- Watch the Alphablocks video. Which sounds do you notice?
https://www.youtube.com/watch?v=p8RRG_r2OTs&list=PLSW2D61TnopTBPYC3m0IsAekEVa_MkRTC&index=2
- Find a red, yellow and blue pencil (or 3 different colours)
- Colour 'ear' words in red
- Colour 'air' words in yellow
- Colour 'ure' words in blue

chair	beard	pure
gear	fair	hear
airport	near	air
cure	ear	stairs

Let's practice all of our Phase 3 sounds!

- Google: Phonics Play
 - Choose Phase 3 resources
 - Choose a game to play
 - <https://new.phonicsplay.co.uk/resources/phase/3/pick-a-picture-grapheme>
 - <https://new.phonicsplay.co.uk/resources/phase/3/grab-a-giggling-grapheme>
 - <https://new.phonicsplay.co.uk/resources/phase/3/buried-treasure>
 - <https://new.phonicsplay.co.uk/resources/phase/3/picnic-on-pluto>
-
- You could write the sounds down as you play
 - Copy a list of the words

Gruffalo Phonics Challenge!

Can you look around your house and garden and make a list of all the things starting with the 'g' sound?



Mouse has set you a challenge too!



My favourite words all have the 'm' sound in. Miss Kibble said I could draw sound buttons under my words, but I don't know how. Please can you help me?

mat
● ● ●

moon

moth

much

meet

Can you make a list of anymore words with the 'm' sound in for mouse? You could use sound buttons too!

.....

.....

.....

.....

.....



Silly Questions



Read the silly questions and write yes or no to answer them!

Is the sun wet?.....

Has a fox got six legs?

Can men jog to get fit?.....

Can a web buzz?.....

Is it dark at night?.....

Will six cows fit in a car?.....

Fill in the missing sounds.



g _ t



_ ed

Circle the picture that matches the sentence.

Jack was sitting on a chair.



Circle the word that matches the picture.



chip

chin

coin


Write a sentence about this picture.



Watch The Gruffalo on BBC Iplayer!

<https://www.bbc.co.uk/iplayer/episode/b00pk64x/the-gruffalo>

Draw your own terrible creature!




Describe your terrible creature...

Pencil Control Worksheet-

Trace the dotted lines as neatly as you can.



Can you write the story of the *Gruffalo*? You might like to draw story map first!



Can you label the Gruffalo?

*Challenge yourself and think of some describing words too (sharp teeth/ bright eyes/ prickly spikes)



Can you write a recipe for Gruffalo Crumble?

*You could have a go at making crumble at home for your family

*You could make an outside crumble for the animals in your garden



.....

.....

.....

.....

.....

.....

.....

.....

.....

.....



Julia Donaldson loves to use rhyming words in her stories.

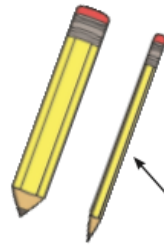
Can you write a list of words that rhyme with the pictures below?



shop



chip




thin





ring

1


www.123.com



2



2



3

Can you make your own special book- make up a story or copy one of your favourites?

Go on a spring walk as part of your daily exercise or look outside in your garden. Draw and write about what you can see! 😊

In the Spring I see...



Maths:

There are some brilliant online resources out there for maths which I would really recommend trying! I have included a selection of sheets too. Please have a look at the websites and give some of the online ideas a go- I would appreciate your feedback and thoughts!

<https://www.bbc.co.uk/cbeebies/grownups/help-your-child-with-maths>

BBC have created a set of useful videos to explain some of the basic mathematical concepts to parents. The videos show practical ways of modelling concepts.

<https://www.topmarks.co.uk/maths-games>

Top Marks have lots of fun interactive games to play on a phone, laptop or tablet.

<https://www.thenational.academy/online-classroom/reception/maths#subjects>

The Oak National Academy are a group of qualified teachers who have come together to create video lessons for every year group. The maths lessons are very practical and require very basic resources that can be found in the home. Google 'Oak National Academy'. When you enter the website click 'subject' and choose 'mathematics'. Then choose 'Reception' and a list of several lessons will appear. This fortnight I would love you to try and explore some of the lessons. Let me know how you find them!

Let's be sorting detectives!

Whose shoes are bigger/smaller than mine?



Notes for parents or teachers

We are looking at objects and sorting them according to their size.

Find a pair of shoes for everyone in your family.

Whose shoes are bigger than your shoes?

Does anyone have a smaller pair than yours?

Put them in order of biggest to smallest.

You can do this challenge with lots of things around the house, feet, socks or hands.

What else can you find to put in order of size?
Don't forget you can draw what you have found.



Draw the biggest shoe in your house on some paper. Who does the shoe belong to?

.....

Can you draw around the smallest hand in your house below?

Let's be money detectives!

Time to go shopping. What will I buy today?



Notes for parents or teachers

For their challenge this week, the children will set up a shop at home.

Gather some items to sell. You could make a toy shop, a supermarket or even a shoe shop.

Then you need to make some price tickets. Help your child to make labels of up to 10p.

Now they need some money to buy the items. Use 1p, 2p, 5p and 10p only.

You are now ready to open your shop.

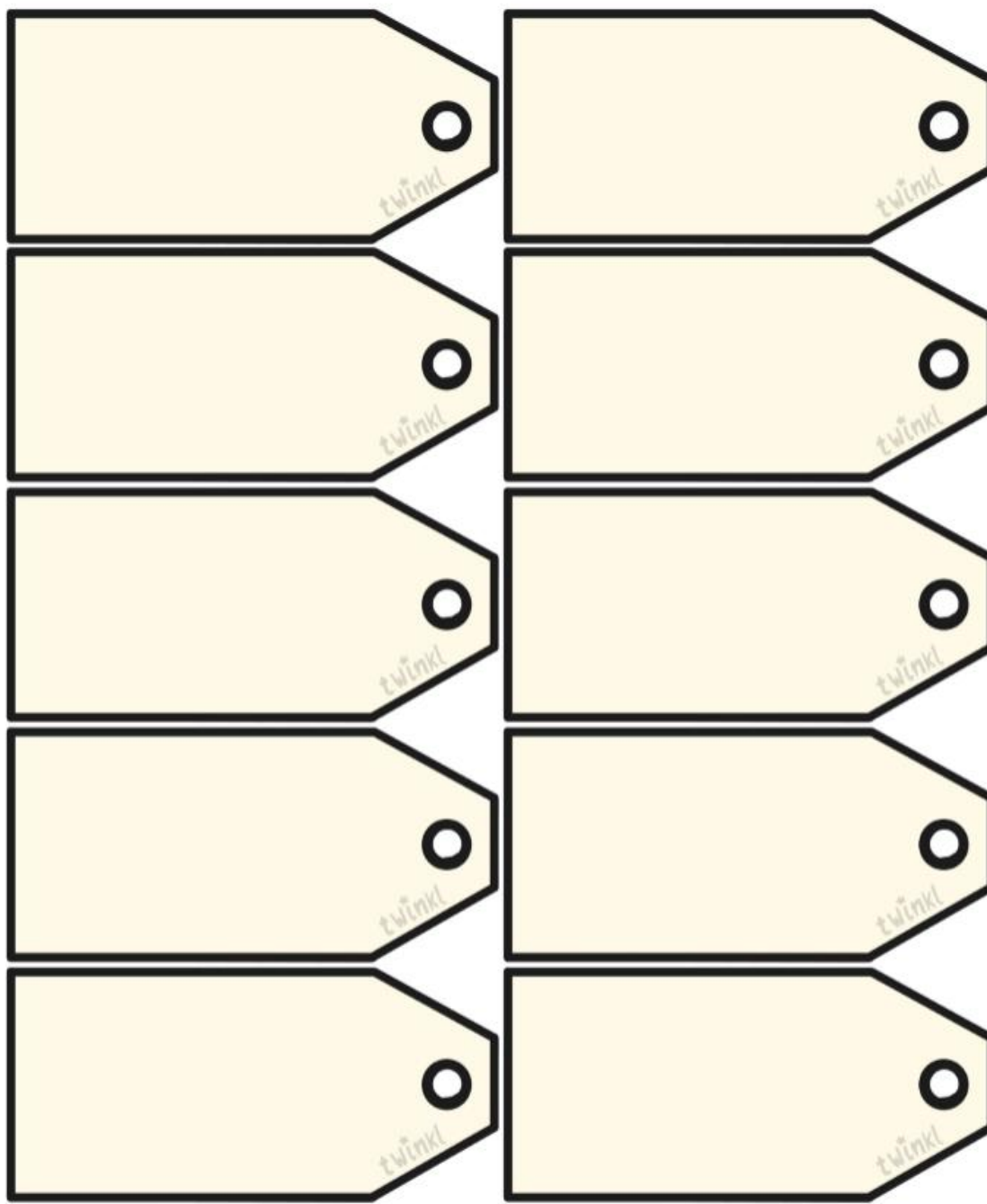
To make things more fun you could use a special purse or bag, or wrap up your purchases.

Have fun shopping and don't forget to tell us what you did so we can share it with the class.



Design your own money wallet!





Write your own price tags (up to 10p). Cut them out and stick them to objects in your house. Get ready to play shops!






*To make this concept easier to understand make it as practical as possible. Gather a pile of socks, gloves or shoes (something that lives in a pair). Explain how 'odd' means there is always something left out and 'even' means everything has a partner.

Odd Socks Activity for Odds and Evens



Count the socks and then pair them up. Is there an odd sock?

	<p>How many socks are there? <input type="text"/></p> <p>Is there an odd one out? yes no</p> <p>Is there an odd or even number of socks? odd even</p>
	<p>How many socks are there? <input type="text"/></p> <p>Is there an odd one out? yes no</p> <p>Is there an odd or even number of socks? odd even</p>
	<p>How many socks are there? <input type="text"/></p> <p>Is there an odd one out? yes no</p> <p>Is there an odd or even number of socks? odd even</p>
	<p>How many socks are there? <input type="text"/></p> <p>Is there an odd one out? yes no</p> <p>Is there an odd or even number of socks? odd even</p>

Write down the answers in the circles.

 +  = 




 +  = 

 +  = 

 +  = 

 +  = 

 +  = 

 +  = 

 +  = 

 +  = 

Can you colour in the biggest answer yellow?

Draw 16 objects

What is one more than 16?

Can you write the number 16?

16

Count 16 objects. Arrange them in a long line!

Use different colours to write the number 16.

Number one= Start at the top and

down you run that's the way you make a one!

Number six= Down we go and make a loop.

Number six makes a hoop

