























































Science Autumn 2: Light - Shining the Light

Lesson	Learning Objective	AfL
1	LO: To discover that without light you cannot see. To learn that light travels in straight lines	  
2	LO: To predict and then investigate which colours show up best and least in the dark. To investigate the effect of shining a torch on various objects including reflective materials	  
3	LO: To learn that light bouncing off a mirror gives a clear reflection. To discover that a reflection is a back-to-front image	  
4	LO: To investigate how objects made from different materials cast shadows. To understand how a shadow changes depending on the object's orientation	  
5	LO: To actively investigate how shadows change as the light source is moved. To take measurements and look for patterns in data to answer scientific questions	  
6	LO: To learn how rainbows are formed. To investigate the occurrence of rainbows in a practical way	  







History Autumn 2: Changes in Britain from Stone Age to Iron Age - Stonehenge

Lesson	Learning Objective	AfL
1	LO: To record an archaeological object and interpret it backing up their ideas by referring back to evidence	  
2	LO: To create a timeline of Stone Age to Iron Age Britain	  
3	LO: To know differences between the Palaeolithic, Mesolithic and Neolithic ages	  
4	LO: To look at the differences between the early, middle and late Bronze Age	  
5	LO: To look at the differences between the early, middle and late Iron Age and to learn about hill forts	  
6	LO: To review the main periods in prehistory, matching ages to dates and main developments	  







PSHE Autumn 2: Valuing Differences

Lesson	Learning Objective	AfL
1	LO: To recognise that there are many different types of family	  
2	LO: To reflect on listening skills	  
3	LO: To recognise the factors that make people similar to and different from each other	  
4	LO: To recognise that they have different types of relationships with people they know	  
5	LO: To list some of the ways that people are different to each other	  
6	LO: To identify ways in which everyone is unique.	  






Art and Design Autumn 2: Aboriginal Art

Lesson	Learning Objective	AFL
1	LO: To look at Australian animals	
2	LO: To introduce Aboriginal animal x-ray paintings	
3	LO: To produce a hand stencil and/or stamp	
4	LO: To introduce Aboriginal dot paintings	
5	LO: To focus on pattern, shape and symbolism	
6	LO: To make a woolly mammoth mixed media including print	

Computing Autumn 2: Coding and Programming

Lesson	Learning Objective	AFL
1	LO: To create and debug an algorithm using the move, rotate and repeat commands	
2	LO: To create and debug algorithms using pen up and pen down	
3	LO: To create and debug algorithms that draw regular polygons	
4	LO: To create and debug algorithms that draw shapes	
5	LO: To create and debug algorithms that draw regular polygons	
6	LO: To create and debug algorithms to draw patterns	

French Autumn 2: Getting to Know You

Lesson	Learning Objective	Outcome
1	LO: To say hello for different times of day	
2	LO: To introduce myself to someone else	
3	LO: To use 'Comment ça va?' as a question	
4	LO: To say goodbye in a variety of ways	
5	LO: To say the numbers 0-10 in French	
6	LO: To use number words in my sentences	