



A COMPLETE PHONICS RESOURCE
TO SUPPORT CHILDREN

Teach reading:
change lives



Parent workshop: Phonics and early reading
16th October 2023



HORSLEY
C of E PRIMARY SCHOOL



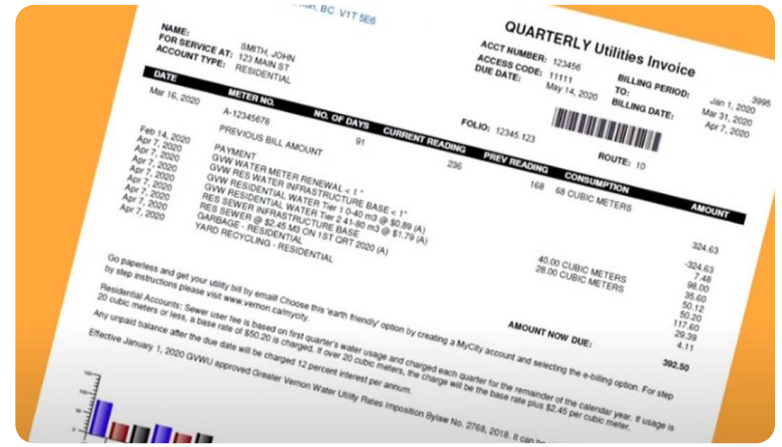

**A love of reading is the biggest indicator
of future academic success.**

OECD (The Organisation for Economic Co-operation and Development)





How many times have you already read today?



QUARTERLY Utilities Invoice

NAME: SMITH, JOHN
 FOR SERVICE AT: 123 MAIN ST
 ACCOUNT TYPE: RESIDENTIAL

ACCT NUMBER: 123456
 ACCESS CODE: 11111
 DUE DATE: May 14, 2020

BILLING PERIOD: Jan 1, 2020 - Mar 31, 2020
 TO: 3995
 BILLING DATE: Apr 7, 2020

METER NO. A-12345678
 PREVIOUS BILL AMOUNT 91
 NO. OF DAYS 91
 CURRENT READING 236
 PREV READING 168
 CONSUMPTION 68 CUBIC METERS
 ROUTE: 10

DATE	DESCRIPTION	AMOUNT
Feb 14, 2020	PAYMENT	-324.63
Apr 7, 2020	GWW WATER METER RENEWAL - 1"	7.48
Apr 7, 2020	GWW RESIDENTIAL WATER INFRASTRUCTURE BASE - 1"	96.00
Apr 7, 2020	GWW RESIDENTIAL WATER Tier 1 0-40 m3 @ \$0.89 (A)	35.00
Apr 7, 2020	GWW RESIDENTIAL WATER Tier 2 41-80 m3 @ \$1.79 (A)	50.12
Apr 7, 2020	RES SEWER INFRASTRUCTURE BASE	17.60
Apr 7, 2020	RES SEWER @ \$2.45/M3 ON 1ST QTRT 2020 (A)	29.39
Apr 7, 2020	GARBAGE - RESIDENTIAL	4.11
Apr 7, 2020	YARD RECYCLING - RESIDENTIAL	392.50
	40.00 CUBIC METERS	324.63
	28.00 CUBIC METERS	7.48
		96.00
		35.00
		50.12
		17.60
		29.39
		4.11
	AMOUNT NOW DUE:	392.50

Go paperless and get your utility bill by email. Choose this 'earth friendly' option by creating a MyCity account and selecting the e-billing option. For step by step instructions please visit www.vernon.ca/mycity

Residential Accounts: Sewer user fee is based on first quarter's water usage and charged each quarter for the remainder of the calendar year. If usage is 20 cubic meters or less, a base rate of \$50.20 is charged. If over 20 cubic meters, the charge will be the base rate plus \$2.45 per cubic meter.

Any unpaid balance after the due date will be charged 12 percent interest per annum.

Effective January 1, 2020 GVWU approved Greater Vernon Water Utility Rates Imposition Bylaw No. 2768, 2018. It can be found at www.vernon.ca



HORSLEY
C of E PRIMARY SCHOOL



Phonics

Little Wandle Letters and Sounds Revised

Our school has chosen *Little Wandle Letters and Sounds Revised* as our systematic, synthetic phonics (SSP) programme to teach early reading and spelling.





Phonics is:

making connections between the sounds
of our spoken words and the letters that
are used to write them down.



Blending to read words





Terminology



Phoneme

Grapheme

Digraph

Trigraph

Split vowel digraph

Blend

Segment

Teaching order










Phase 2 grapheme information sheet

Autumn 1

Grapheme and mnemonic	Picture card	Pronunciation phrase	Formation phrase
 s	 snake	Show your teeth and and let the s hiss out ssssss ssssss	Under the snake's chin, slide down and round its tail.
 a	 astronaut	Open your mouth wide and make the 'a' sound at the back of your mouth aaa	Around the astronaut's helmet, and down into space.
 t	 tiger	Open your lips; put the tip of your tongue behind your teeth and press ttt	From the tiger's nose to its tail, then follow the stripe across the tiger.
 p	 penguin	Bring your lips together and push them open and say ppp	Down the penguin's back, up and round its head.
 i	 iguana	pull your lips back and make the 'i' sound at the back of your mouth iii	Down the iguana's body, then draw a dot (on the leaf) at the top.
 n		Open your lips a bit, put your tongue behind your teeth and make the nnnnn sound nnnnn	Down the stick, up and over the net.

Phase 2 grapheme information sheet

Autumn 2

Grapheme and mnemonic	Picture card	Pronunciation phrase	Formation phrase
 j	 jellyfish	Pucker your lips and show your teeth use your tongue as you say jjj	All the way down the jellyfish. Dot on its head.
 v	 volcano	Put your teeth against your bottom lip and make a buzzing vvvv vvvv	Down to the bottom of the volcano, and back up to the top.
 w	 wave	Pucker your lips and keep them small as you say www	From the top of the wave to the bottom, up the wave, down the wave, then up again.
 x	 box	Mouth open then push the cs/x sound through as you close your mouth cs cs cs (x x x)	Start at the top, then across to the bottom of the box. Start at the top, then across to the bottom of the box.
		Smile, tongue to the top of your mouth, say it without	Down and round the yo-yo, then follow the string sound

Gradually your child learns the entire alphabetic code:

Little Wandle Letters and Sounds Revised 2021: Programme progression Reception and Year 1 overviews

This programme overview shows the progression of GPCs and tricky words that we teach term-by-term. The progression has been organised so that children are taught from the simple to more complex GPCs, as well as taking into account the frequency of their occurrence in the most commonly encountered words. All the graphemes taught are practised in words, sentences, and later on, in fully decodable books. Children review and revise GPCs and words, daily, weekly and across terms and years, in order to move this knowledge into their long term memory.

Children need to learn to read as quickly as reasonably possible, so they can move from learning to read, to reading to learn, giving them access to the treasure house of reading. Our expectations of progression are aspirational yet achievable if schools maintain pace, practice and participation by all children. Children who are not keeping-up with their peers should be given additional practice immediately through keep-up sessions.

Reception

Autumn 1 Phase 2 graphemes	New tricky words
s a t p i n m d g o c k c k e u r h b f l	is I the

Autumn 2 Phase 2 graphemes	New tricky words
ff ll ss j v w x y z zz qu ch sh th ng nk <ul style="list-style-type: none"> words with -s /s/ added at the end (hats sits) words ending -s /z/ (his) and with -s /z/ added at the end (bags) 	put* pull* full* as and has his her go no to into she push* he of we me be

*The tricky words 'put', 'pull', 'full' and 'push' may not be tricky in some regional pronunciations; in which case, they should not be treated as such.

Spring 1 Phase 3 graphemes	New tricky words
ai ee igh oa oo oo ar or ur ow oi ear air er <ul style="list-style-type: none"> words with double letters longer words 	was you they my by all are sure pure

Spring 2 Phase 3 graphemes	No new tricky words
Review Phase 3 <ul style="list-style-type: none"> longer words, including those with double letters words with -s /z/ in the middle words with -es /z/ at the end words with -s /s/ and /z/ at the end 	Review all taught so far

Summer 1 Phase 4	New tricky words
Short vowels with adjacent consonants <ul style="list-style-type: none"> CVCC CCVC CCVCC CCCVC CCCVC longer words and compound words 	said so have like some come love do were here little says there when what one out today

Year 1

Autumn 1	Review tricky words Phases 2-4
Review Phase 3 and 4 Phase 5 /ai/ ay play /ow/ ou cloud /oi/ oy toy /ea/ ea each	Phases 2-4: the put* pull* full* push* to into I no go of he she we me be was you they all are my by sure pure said have like so do some come love were there little one when out what says here today

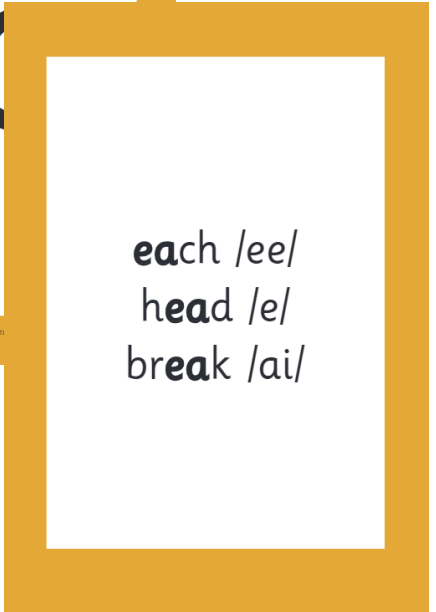

*The tricky words 'put', 'pull', 'full' and 'push' may not be tricky in some regional pronunciations; in which case, they should not be treated as such.

Autumn 2 Phase 5 graphemes	New tricky words
/ur/ ir bird /igh/ ie pie /oo/ /yoo/ ue blue rescue /yoo/ u unicorn /oa/ o go /igh/ i tiger /ai/ a paper /eel/ e he /ai/ a-e shake /igh/ i-e time /oa/ o-e home /oo/ /yoo/ u-e rude cute /eel/ e-e these /oo/ /yoo/ ew chew new /eel/ ie shield /or/ aw claw	their people oh your Mr Mrs Ms ask* could would should our house mouse water want

*The tricky word 'ask' may not be tricky in some regional pronunciations; in which case, it should not be treated as such.

Spring 1 Phase 5 graphemes	New tricky words
/eel/ y funny /e/ ea head /w/ wh wheel /oa/ oe ou toe shoulder /igh/ y fly /oa/ ow snow	any many again who whole where two school call different thought through friend work

How we make learning stick





HORSLEY
C of E PRIMARY SCHOOL



Reading and spelling



Reading and spelling



ea

each /ee/
head /e/
break /ai/



And all the different ways to write
the phoneme sh:



shell

chef

special

caption

mansion

passion



Tricky words





HORSLEY
C of E PRIMARY SCHOOL

Spelling





- Say the word.
- Segment the sounds.
- Count the sounds.
- Write them down.



How do we teach reading in books?

Reading practice sessions are:

- timetabled three times a week
- taught by a trained teacher/teaching assistant
- taught in small groups.





HORSLEY
C of E PRIMARY SCHOOL

We use assessment to match your child the right level of book




Little Wandle Letters and Sounds Revised Reception Child assessment

Autumn 1

m	a	p	c	o
s	g	k	u	h
i	t	n	r	f
d	ck	e	b	l

sat man hug red peck



Reading a book at the right level

This means that your child should:

- Know all the sounds and tricky words in their phonics book well
- Read many of the words by silent blending (in their head) – their reading will be automatic
- Only need to stop and sound out about 5% of the words by the time they bring the book home – but they should be able to do this on their own.





Reading at home



The most important thing you can do is read with your child



Reading a book and chatting had a positive impact a year later on children's ability to...

- understand words and sentences
- use a wide range of vocabulary
- develop listening comprehension skills.

The amount of books children were exposed to by age 6 was a positive predictor of their reading ability two years later.


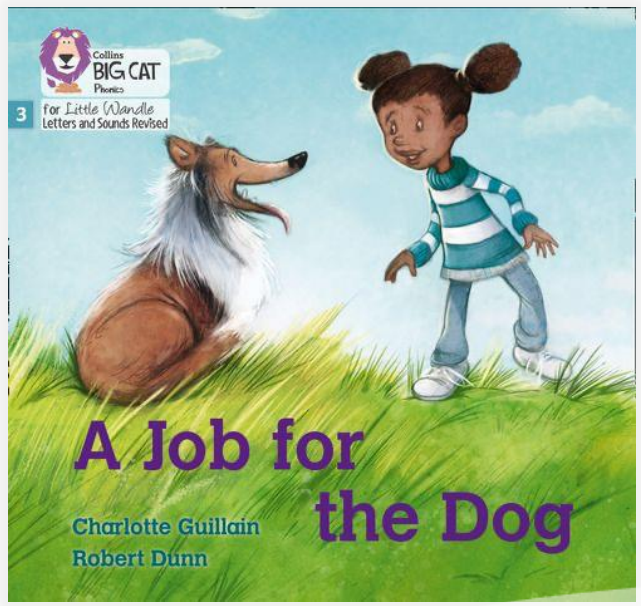




eBooks

Big Cat Little Wandle Letters and Sounds Revised ebook library

Access 254 levelled ebooks at school and at home with the ebook library. Easy to access and straight forward to set up, the ebook library is perfect for children to practise reading books at the right level at home while also supporting front of class teacher modelling and shared reading in class.






Listening to your child read their phonics book



- Your child should be able to read their book without your help.
- If they can't read a word read it to them.
- Talk about the book and celebrate their success.



Supporting your child with phonics



**Phase 2 sounds taught in
Reception Autumn 1**



**Phase 2 sounds taught in
Reception Autumn 2**



**Phase 3 sounds taught in
Reception Spring 1**

Read to your child

The shared book is for **YOU** to read:

- Make the story sound as exciting as you can by changing your voice.
- Talk with your child as much as you can:
 - Introduce new and exciting language
 - Encourage your child to use new vocabulary
 - Make up sentences together
 - Find different words to use
 - Describe things you see.





HORSLEY
C/7 PRIMARY SCHOOL



**One of the greatest gifts adults can
give is to read to children**

Carl Sagan

