

How to Support Your Child's Reading at Home



At BPS, Reading VIPERS are used to support children with their reading comprehension skills. It would be brilliant if you could also refer to VIPERS when listening to your child read at home.

We introduce reading VIPERS to children in Key Stage 2. If your child is in Key Stage 1 they may not be familiar with the VIPERS terminology, however the question stems provided below will still be relevant and accessible to them.

What are Vipers?

VIPERS is an acronym to aid the recall of the six reading domains as part of the UK's reading curriculum. They are the key areas which we feel children need to know and understand in order to improve their comprehension of texts.

What does VIPERS stand for?

Vocabulary - the words used in a text

Inference - a conclusion or opinion reached on the basis of evidence and reasoning

Prediction – estimation of what will happen in the future based on previous reading

Explanation - describing in more detail, saying why something has happened







Retrieval - find or extract key information

Sequence or Summarise – arrange in chronological order or give a brief statement of the main points







How do I use VIPERS?

VIPERS can be used on any text that a child is reading. Below are some examples of how you can create your own questions to ask your child using the following question openers. These questions can be asked at the end of, or during your 20 minute reading session. You do not need to record any of your answers, just having the discussions would be great!

KS1 Question Openers

Vocabulary Find and explain the meaning of words in context. 	Infer Make and justify inferences using evidence from the text. 	Predict Predict what will happen based on the details given or implied. 	Explain Explain how content is related and contributed to the meaning as a whole. Explain how meaning is enhanced through choice of language. Explain the themes and patterns that develop across the text. Explain how information contributes to the overall experience. 	Retrieve Retrieve and record information and identify key details from fiction and non-fiction. 	Summarise Summarise the main ideas from more than one paragraph. 
Example questions <ul style="list-style-type: none"> • What do the words and suggest about the character, setting and mood? • Which word tells you that.....? • Which keyword tells you about the character/setting/mood? • Find one word in the text which means..... • Find and highlight the word that is closest in meaning to..... • Find a word or phrase which shows/suggests that..... 	Example questions <ul style="list-style-type: none"> • Find and copy a group of words which show that... • How do these words make the reader feel? How does this paragraph suggest this? • How do the descriptions of show that they are • How can you tell that..... • What impression of do you get from these paragraphs? • What voice might these characters use? • What was thinking when..... • Who is telling the story? 	Example questions <ul style="list-style-type: none"> • From the cover what do you think this text is going to be about? • What is happening now? What happened before this? What will happen after? • What does this paragraph suggest will happen next? What makes you think this? • Do you think the choice of setting will influence how the plot develops? • Do you think... will happen? Yes, no or maybe? Explain your answer using evidence from the text. 	Example questions <ul style="list-style-type: none"> • Why is the text arranged in this way? • What structures has the author used? • What is the purpose of this text feature? • Is the use of effective? • The mood of the character changes throughout the text. Find and copy the phrases which show this. • What is the author's point of view? • What affect does have on the audience? • How does the author engage the reader here? • Which words and phrases did effectively? • Which section was the most interesting/exciting part? • How are these sections linked? 	Example questions <ul style="list-style-type: none"> • How would you describe this story/text? What genre is it? How do you know? • How did...? • How often...? • Who had...? Who is...? Who did...? • What happened to...? • What does... do? • How is • What can you learn from from this section? • Give one example of..... • The story is told from whose perspective? 	Example questions <ul style="list-style-type: none"> • Can you number these events 1-5 in the order that they happened? • What happened after • What was the first thing that happened in the story? • Can you summarise in a sentence the opening/middle/end of the story? • In what order do these chapter headings come in the story?

KS2 Question Openers

Vocabulary Draw upon knowledge of vocabulary in order to understand the text. 	Infer Make inferences from the text. 	Predict Predict what you think will happen based on the information that you have been given. 	Explain Explain your preferences, thoughts and opinions about the text. 	Retrieve Identify and explain the key features of fiction and non-fiction texts such as: characters, events, titles and information. 	Sequence Sequence the key events in the story. 
Example questions <ul style="list-style-type: none"> • What does the word mean in this sentence? • Find and copy a word, which means • What does this word or phrase tell you about.....? • Which word in this section do you think is the most important? Why? • Which of the words best describes the character/setting/mood etc? • Can you think of any other words the author could have used to describe this? • Why do you think is repeated in this section? 	Example questions <ul style="list-style-type: none"> • Why was..... feeling.....? • Why did happen? • Why did say • Can you explain why.....? • What do you think the author intended when they said.....? • How does make you feel? 	Example questions <ul style="list-style-type: none"> • Look at the book cover/blurb - what do you think this book will be about? • What do you think will happen next? What makes you think this? • How does the choice of character or setting affect what will happen next? • What is happening? What do you think happened before? What do you think will happen after? • What do you think the last paragraph suggests will happen next? 	Example questions <ul style="list-style-type: none"> • Who is your favourite character? Why? • Why do you think all the main characters are girls in this book? • Would you like to live in this setting? Why/why not? • Is there anything you would change about this story? • Do you like this text? What do you like about it? 	Example questions <ul style="list-style-type: none"> • What kind of text is this? • Who did.....? • Where did.....? • When did.....? • What happened when.....? • Why did happen? • How did • How many.....? • What happened to.....? 	Example questions <ul style="list-style-type: none"> • Can you number these events 1-5 in the order that they happened? • What happened after • What was the first thing that happened in the story? • Can you summarise in a sentence the opening/middle/end of the story? • In what order do these chapter headings come in the story?